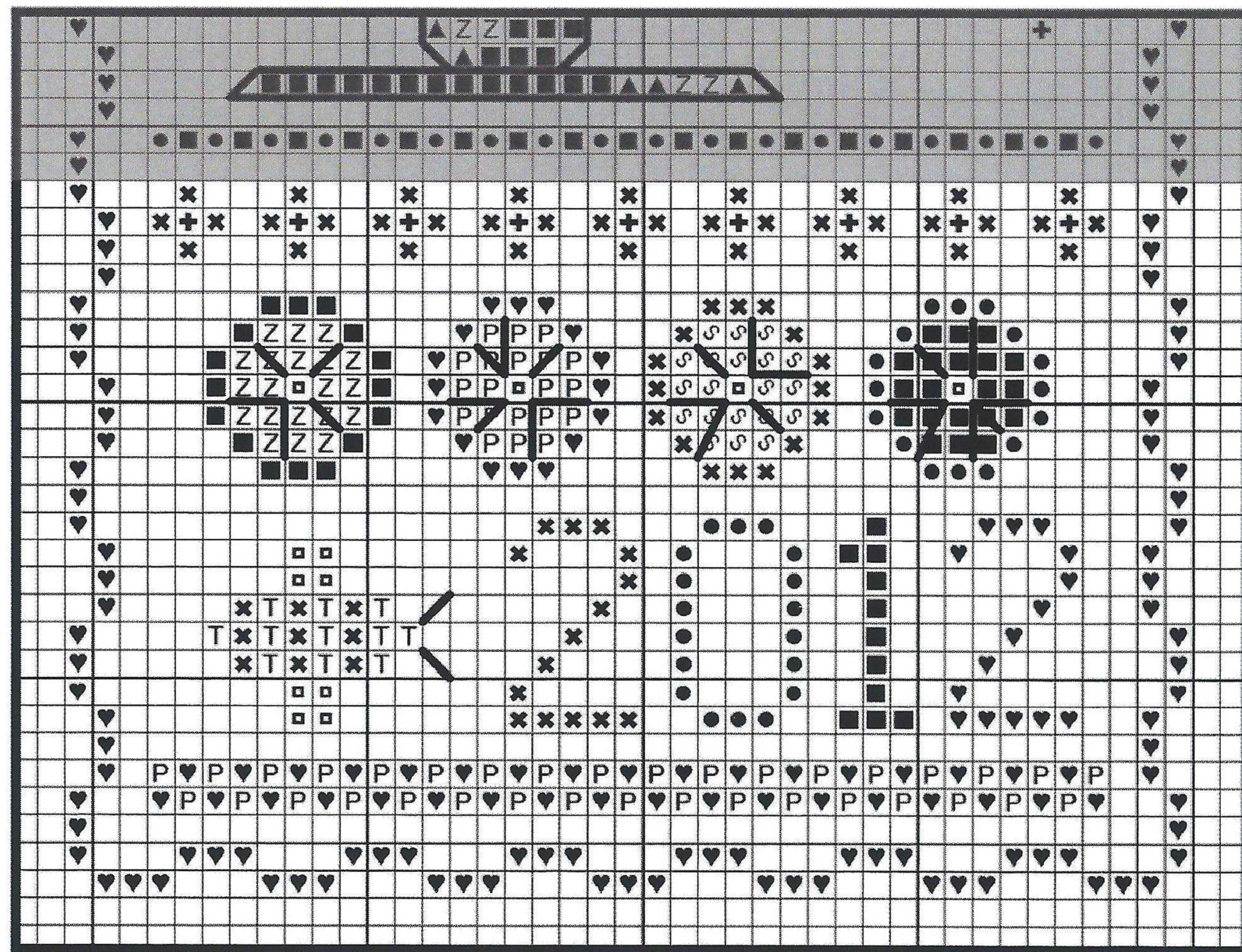

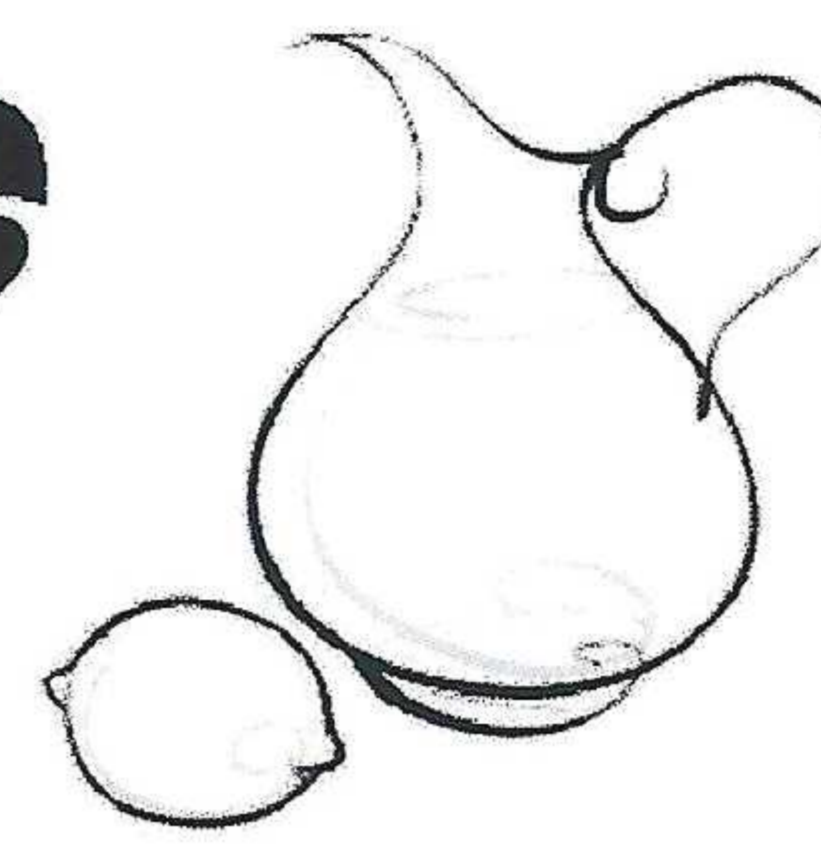




Pink Lemonade

Casey Buonaugurio

Copyright 2012



Fabric: Zweigart Belfast Linen Yellow 32 ct. (Stitched 2 over 2)

Stitch count: 41W x 125H

Finished size: 2 1/2 x 8 inches

DMC Floss

T	310/Black	♠	727
+	326	▲	776
♥	470	Z	818
P	472	■	899
●	498	□	White
×	725	*	Also 437

Instructions: Complete all cross stitching first. Use two strands of floss over two threads of fabric unless stated otherwise.

Backstitching:

Antennae on all bees and ladybugs, use one strand of 310.

Stem on small cherry in glass, use one strand of 470.

Around small glass, use two strands of 725.

For "Pink," use two strands of 899. Dot "i" with French knot of same color, two strands, wrapped once.

For "Lemonade," use two strands of 326.

Stem for large cherry, use two strands of 470.

Around large glass, use one strand of 326.

For long stitches on lemon slice, use two strands of white.

For seed in lemon slice, use 437 to make lazy daisy stitch.

See picture for color placement for confetti. Use one strand each of 899, 470, and 326.

For small slices on bottom, use one strand of white.

* Shaded area indicates overlap in pattern.