


APPLE BLOSSOM KEY

	DMC	Anchor	Madeira	
★ Cross stitch in two strands				
◀	166	279	1501	lime green
●	167	888	2104	hessian
\$	352	9	0303	salmon
e	370	855	2111	khaki
▽	471	265	1501	light moss green
∖	472	264	1414	light green
C	677	852	2207	dark cream
P	745	292	0111	light yellow
s	746	386	2511	cream
t	819	271	0501	light pink
♥	962	75	0609	dark pink
N	3047	852	2205	straw
J	3052	859	1513	sage green
▼	3347	266	1408	grass green
I	3348	264	1409	light grass green
♡	3716	74	0606	pink
b	3819	279	2703	light lime green
⊙	3822	874	2510	yellow
*	3825	313	2307	light peach
⦿	3856	313	2012	light copper
★ Backstitch in two strands				
—	370	855	2111	khaki <i>lettering</i>
—	3052	859	1513	sage green <i>leaf stems</i>
—	3348	264	1409	light grass green <i>apple half</i>
★ STITCH COUNT 156 high x 99 wide				
★ DESIGN AREA				
25HPI evenweave – 31 x 20cm (12½ x 8in)				
14HPI (28-count evenweave) – 28 x 18cm (11¼ x 7in)				
16HPI – 24.5 x 15.5cm (9¾ x 6¼in)				
18HPI – 21.5 x 14cm (8½ x 5½in)				
This design was stitched using DMC stranded cotton on 25-count evenweave over two threads of the fabric				



How to add the backstitch lettering

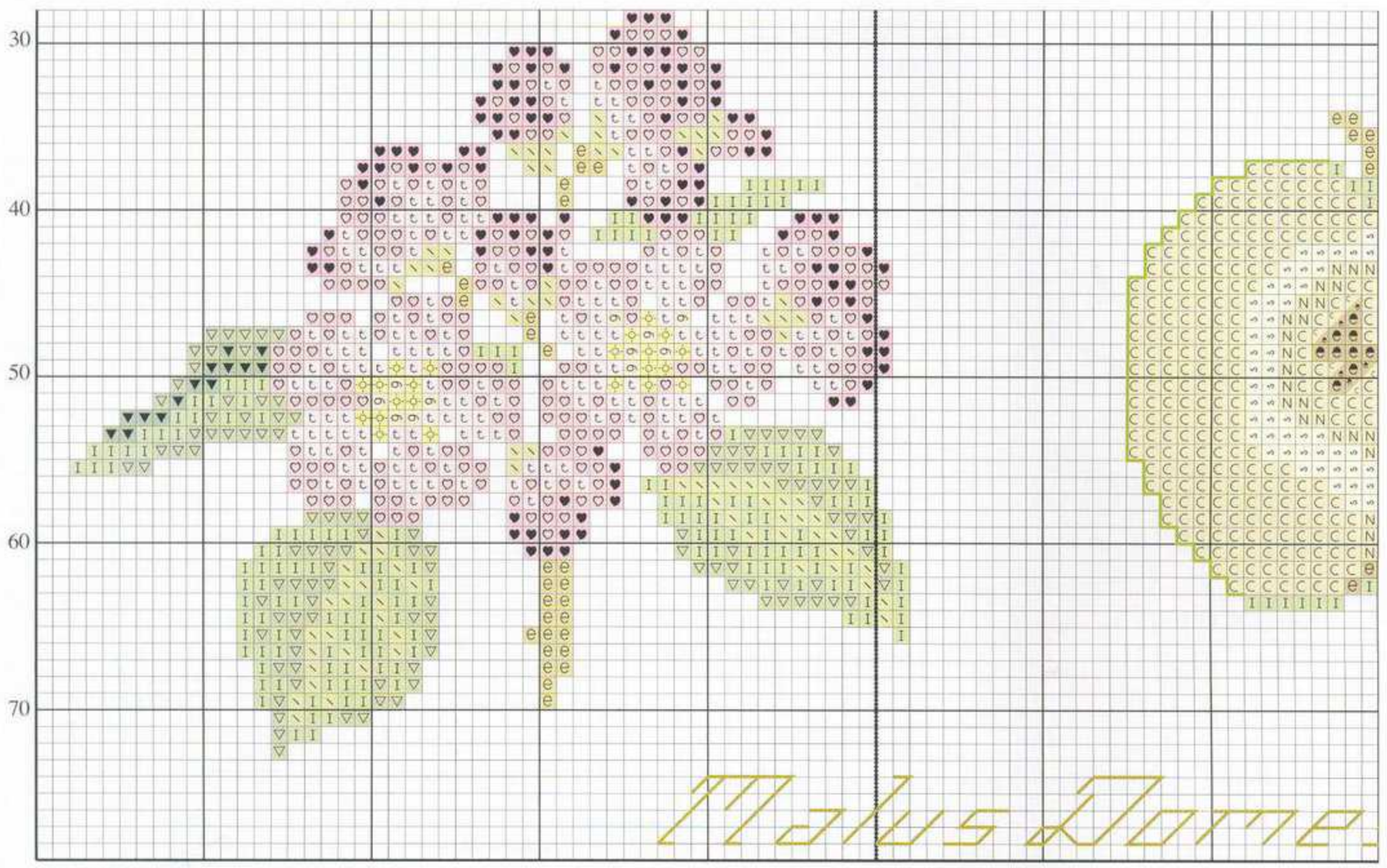
As there is little backstitch on this design, the lettering will stand out, so it's worth taking your time to make the stitches look as good as possible. Take care over tension. Avoid pulling thread too tight as this can distort the fabric and spoil the appearance of the finished design. Avoid running the thread across blank areas of fabric because it's likely to show through. Take the time to finish off and start again in the right place.

How to make your own apple table linen set


The main image in this design – the apples hanging from the branch – is a great shape to use to stitch some very special table linen. Simply centre the design and stitch the motif in each of the four corners of a piece of cream or white evenweave fabric. Then hem your work, and you have a lovely tablecloth with a fresh design on it to brighten up your home. You could even create some matching napkins for extra-special occasions using the apple blossom design. You will be desperate to have guests round for dinner to show off your handiwork!

Gold Stitching Tip

The apple blossom and fruit cross section are the correct size for a special card, coaster or a small box lid.



Bottom left



Bottom right