











## Instructions and Symbol Key

**Fabric:** 14 count Navy Blue Aida






**Stitches:** 264 x 270      **Size:** 18.86 x 19.29 inches or 47.90 x 48.99 cm

**Colours:** DMC

Use 2 strands of thread for cross stitch

| <u>Sym</u>  | <u>No.</u> | <u>Colour Name</u> | <u>Sym</u>  | <u>No.</u> | <u>Colour Name</u>      |
|---|------------|--------------------|---|------------|-------------------------|
|  | 725        | Topaz              |  | 744        | Yellow - pale           |
|  | 702        | Kelly green        |  | 703        | Chartreude              |
|  | 3708       | Melon - lt         |  | 963        | Dusty rose - ultra v lt |
|  | 602        | Cranberry - med    |  | 819        | Baby pink - lt          |

Use 1 strands of thread for backstitch

|   |          |                   |
|---|----------|-------------------|
|  | DMC 725  | Topaz             |
|  | DMC 744  | Yellow - pale     |
|  | DMC 3708 | Melon - lt        |
|  | DMC 602  | Cranberry - med   |
|  | DMC 3826 | Golden brown - dk |

This chart has been designed and printed with our best intentions of being without mistakes. However, the possibility of human error, printing mistakes or the variation of individual stitching does exist, and we regret that we cannot be responsible for this.

Produced using Cross Stitch Profesional for Windows [www.dpsoftware.co.uk](http://www.dpsoftware.co.uk)