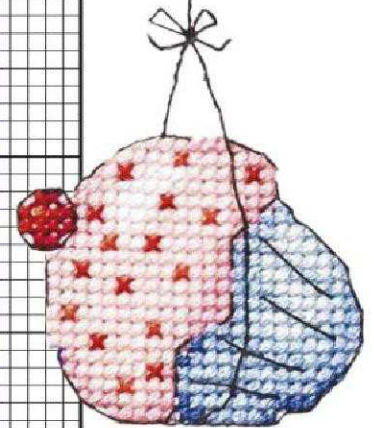
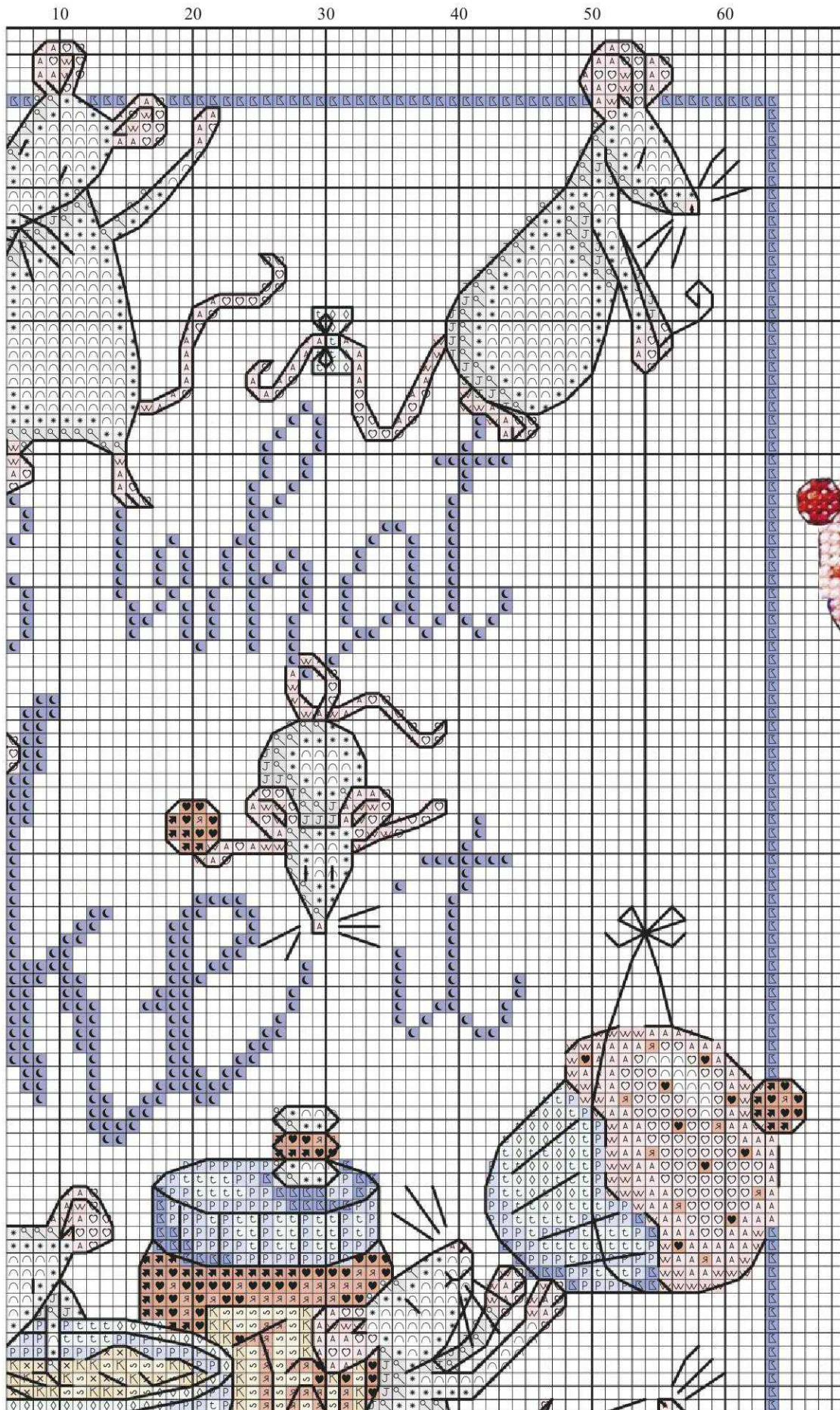


Baking Mice chart (top left)

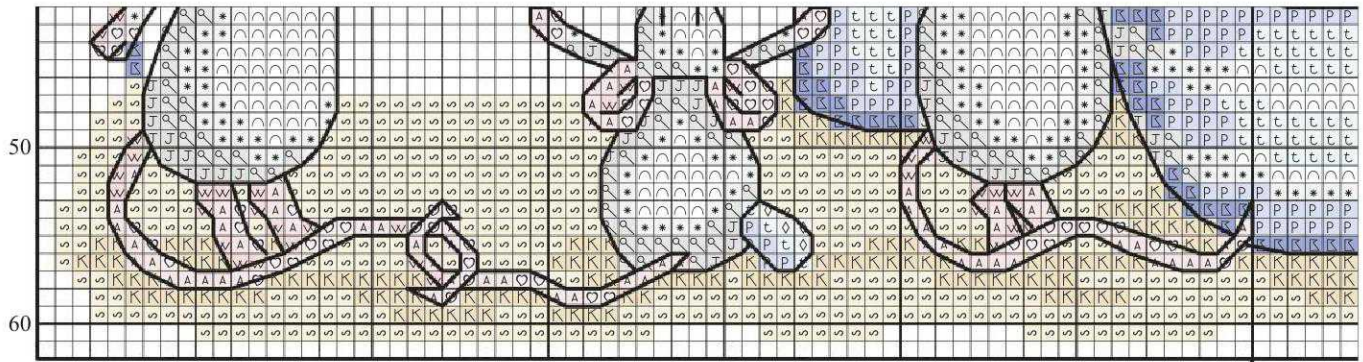


Jo
READER PANEL

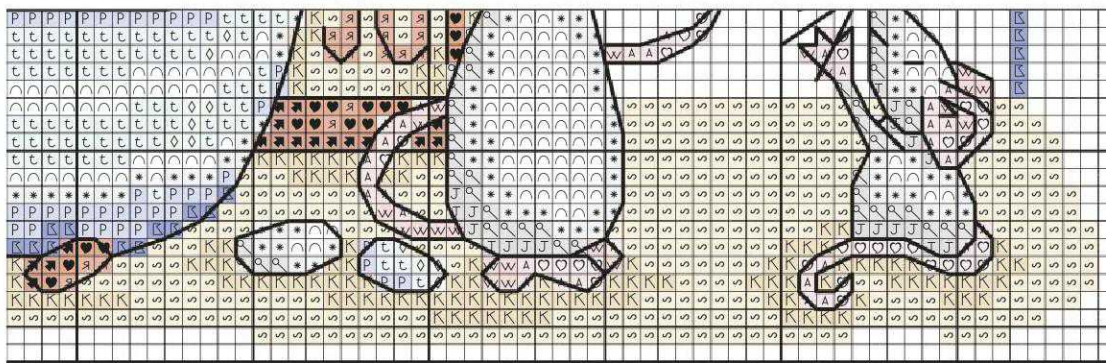


“Aw, this is such an amusing design, with all the little mice getting up to all sorts of mischief... I love it! I have a friend who always bakes cakes for her family and friends – and I think this piece would look great hanging up in her kitchen.”

Baking Mice chart (top right)



Baking Mice chart (bottom left)



Baking Mice chart (bottom right)

Baking Mice key

✦ Cross stitch in two strands

	DMC	Anchor	Madeira	
∩	B5200	1	2401	white
■	304	19	511	ruby red
J	318	399	1801	light grey
♥	349	1098	212	dark coral
я	351	10	214	coral
Q	415	398	1802	grey
x	437	362	2012	tan
K	738	367	2013	dark cream
s	739	366	2014	cream
*	762	234	1804	pearl grey
◇	775	1031	1001	baby blue
☾	797	139	913	very dark blue
⊠	798	131	912	dark blue
t	800	144	908	light blue
P	809	130	909	blue
♡	818	23	501	baby pink
A	963	73	502	light pink
w	3716	25	503	pink

✦ Backstitch in one strand

—	3799	236	1713	dark grey
---	------	-----	------	-----------

STITCH COUNT 122 high x 136 wide

DESIGN AREA 14 HPI (28-count evenweave) – 22x24.5cm (8¾x9¾in)

This design was stitched using DMC stranded cotton



TOP TIP
When doing the backstitch, make sure you pull your thread taut but not overly tight, for a neat finish

Shopping list

- ✦ Zweigart* 14-count white aida measuring 40x40cm (15¾x15¾in)
- ✦ Stranded cotton as listed in the key
- ✦ Size 24 tapestry needle
- ✦ Frame and mount of your choice with a minimum aperture of 25x26cm (9¾x10¼in)

Thread & fabric cost
Approximately £23

*For stockists see page 90