



Squirrel scene

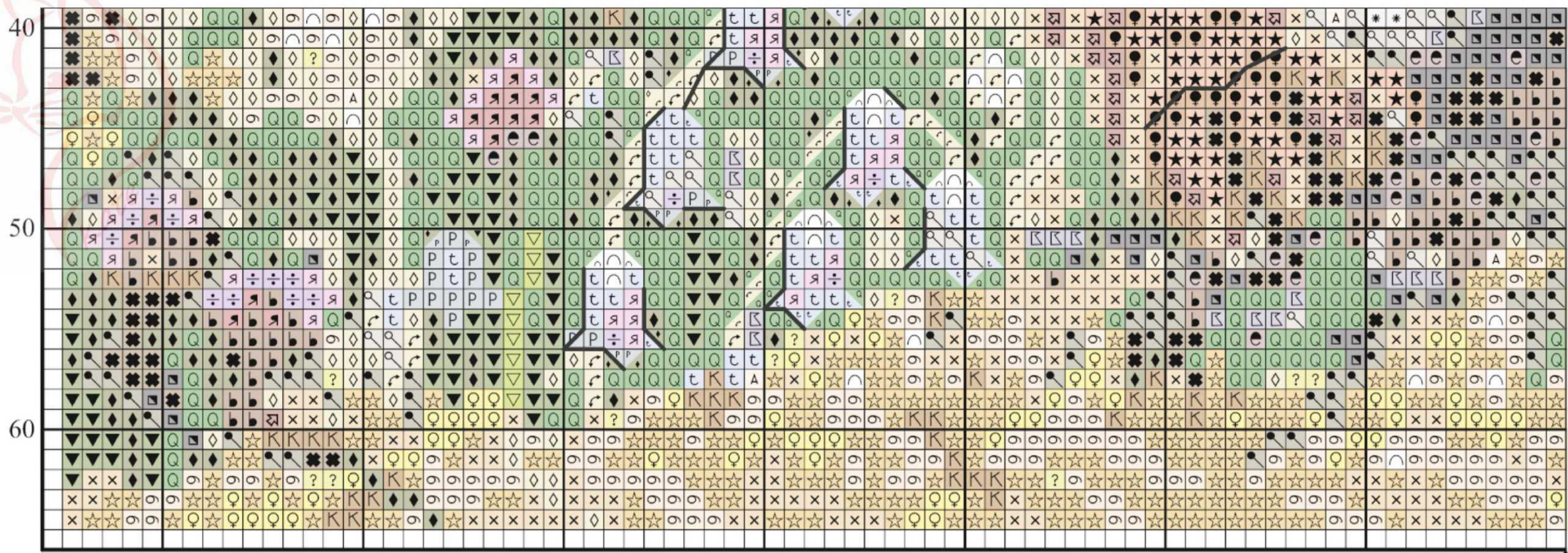


Top left




Top right

# Squirrel scene



Bottom left



Bottom right

## Keeping the back neat

Carol's squirrel design is densely stitched, and with so many colour changes it's very easy for the back of your work to become full of knots and tangles. To keep it as neat as possible – which is important when you come to frame your work – make sure you use the loop method to start off each new length of thread when working the cross stitch. And to finish off, carefully thread your tail ends through the back of other stitches to secure them neatly.



## Squirrel key

### ✕ Cross stitch in two strands

	DMC	Anchor	Madeira	
⊠	160	939	906	lavender blue
?	165	278	1414	light green
▽	166	280	1611	green
÷	209	98	803	lilac
♀	307	289	104	yellow
↻	369	1043	1309	almond green
◇	372	853	2110	khaki
⦿	415	398	1802	grey
K	435	1046	2010	tan
×	437	362	2012	light tan
◆	580	267	1608	moss green
⦿	646	8581	1812	ash grey
○	739	366	2014	cream
*	762	264	1804	light grey
✿	801	359	2007	brown
●	920	1004	312	copper
P	932	1033	1710	blue
A	950	4146	2309	peach
Q	988	243	1402	forest green
▼	3345	268	1406	dark forest green
я	3609	85	710	pink

### ✕ Cross stitch in two strands

	DMC	Anchor	Madeira	
●	3740	873	2614	mauve
t	3747	120	901	violet blue
⊠	3778	338	402	terracotta
⊠	3799	236	1713	dark grey
☆	3821	305	2510	gold
я	3832	38	604	raspberry pink
★	3853	1003	311	apricot
⦿	3863	379	1912	beige
∩	3865	2	2403	natural white

### ✕ Backstitch in one strand

—	801	359	2007	brown
—	3799	236	1713	dark grey

### ✕ French knots in one strand

●	3821	305	2510	gold
---	------	-----	------	------

**STITCH COUNT** 130 high x 150 wide

**DESIGN AREA** 14 HPI (28-count evenweave) – 23.5x27cm (9¼x10¾in)

**SKEINS NEEDED** 2x988 (forest green)

**STITCHED BY** Sharon Atkinson

This design was stitched using DMC stranded cotton on 28-count evenweave over two threads of the fabric