

**TARTAN PUPS KEY**

★ **Cross stitch in two strands**

	DMC	Anchor	Madeira	
∩	blanc	2	2402	white
■	310	403	2400	black
■	317	400	1714	dark grey
□	318	399	1801	grey
♥	321	9046	510	dark red
♥	349	1098	212	red
t	351	10	214	coral
A	415	398	1802	light grey
b	434	310	2009	dark tan
b	436	1045	2011	tan
*	437	362	2012	light tan
▼	700	229	1302	dark green
▼	702	226	1306	green
w	704	255	1308	light green
\$	729	890	2209	sand
e	760	1022	405	pink
e	761	1021	404	light pink
s	762	234	1804	very light grey
●	801	359	2007	dark brown
○	3829	901	2210	dark sand

★ **Backstitch in one strand**

—	310	403	2400	black
—	321	9046	510	dark red

★ **French knots in one strand**

●	blanc	2	2402	white
●	310	403	2400	black

★ **STITCH COUNT** 69 high x 69 wide

★ **DESIGN AREA**

14 HPI (28-count evenweave) - 12.5x12.5cm (5x5in)

These designs were stitched using DMC stranded cotton

**FOR ALL PET-LOVERS**

You can find lots more adorable animal designs on the Chart Shop at [www.cross-stitching.com](http://www.cross-stitching.com)



These cute terrier pups are a bright and cheerful stitch. There are a few fractional stitches to be found around the eyes, noses and mouths, and also a few French knots.

The carefully placed backstitch lines add the clever, realistic fur detail.

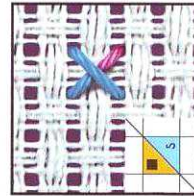


**HOW TO MAKE TWO FRACTIONAL STITCHES**



"Fractional stitches can be tricky, but not if you follow my handy tips!"

Anne, Senior Technical Editor




When two fractionals share the same square on your chart, you must decide which colour will be the quarter stitch and which will be the three-quarter stitch. As a rule, the three-quarter stitch should be worked in the foreground colour to achieve the right perspective.



These tartan puppies are adorable. I know a few people who like dogs so these would make really cute presents for them. I was born in Scotland and lived there for a while, so the tartan is also really appealing to me!

Sandra Hook



Yorkie chart (left)



Scottie chart

### SHOPPING LIST

#### FABRIC

A piece of 14-count white aida measuring 23x23cm (9x9in) for each design

#### THREADS

Stranded cotton as listed in the key

#### NEEDLES

Size 24 tapestry needle

#### FRAMES

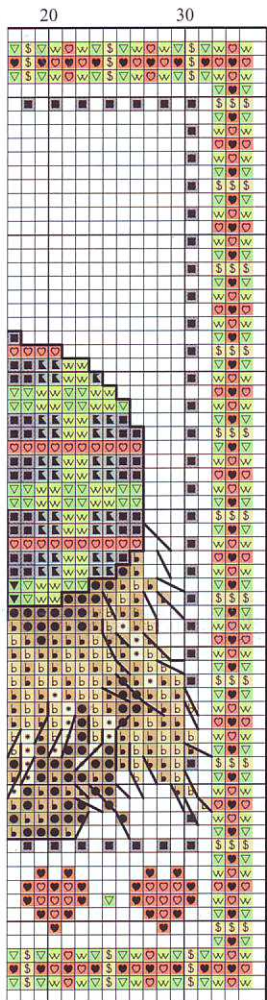
Of your choice with a minimum aperture of 15x15cm (6x6in)

#### TOTAL COST

Approx. £18 for the set (excluding frames)

### TIP

Instead of stitching the breed of the dog at the bottom of the design, add your own dog's name for that personal touch



Yorkie chart (right)



Westie chart