

THE PURRFECT SUMMER

When the cat's away... at the seaside he'll stay! Stitch our kitties keeping cool in the sun as fun holiday cards for friends





Designed by: Durene Jones

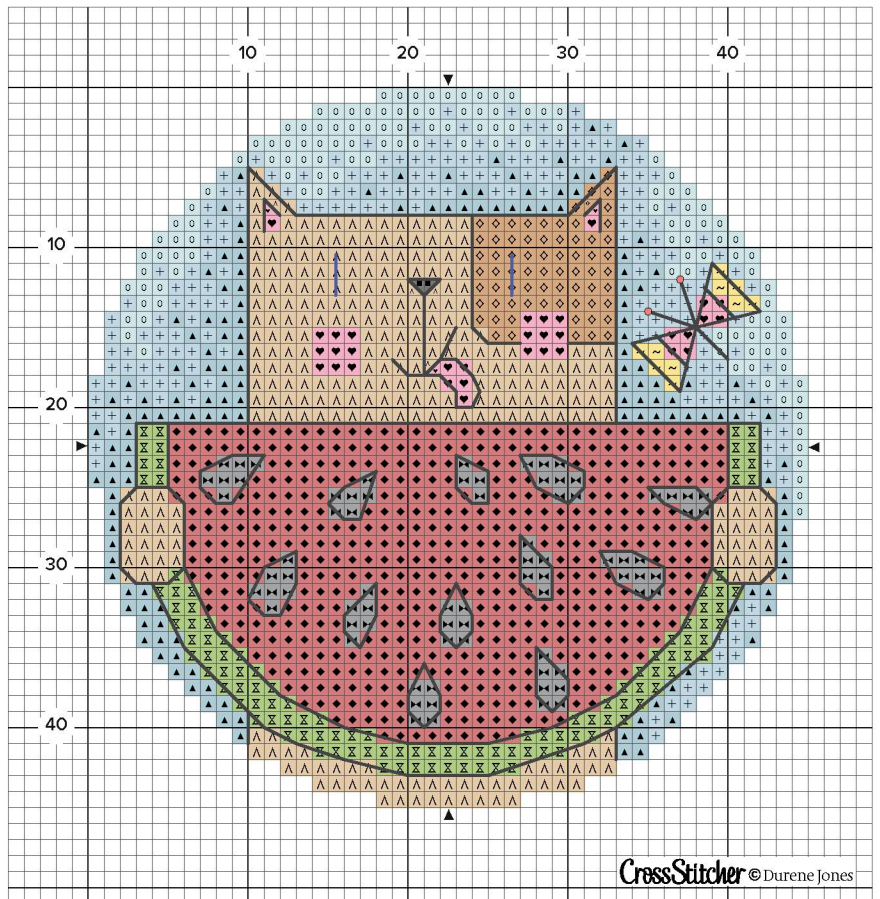
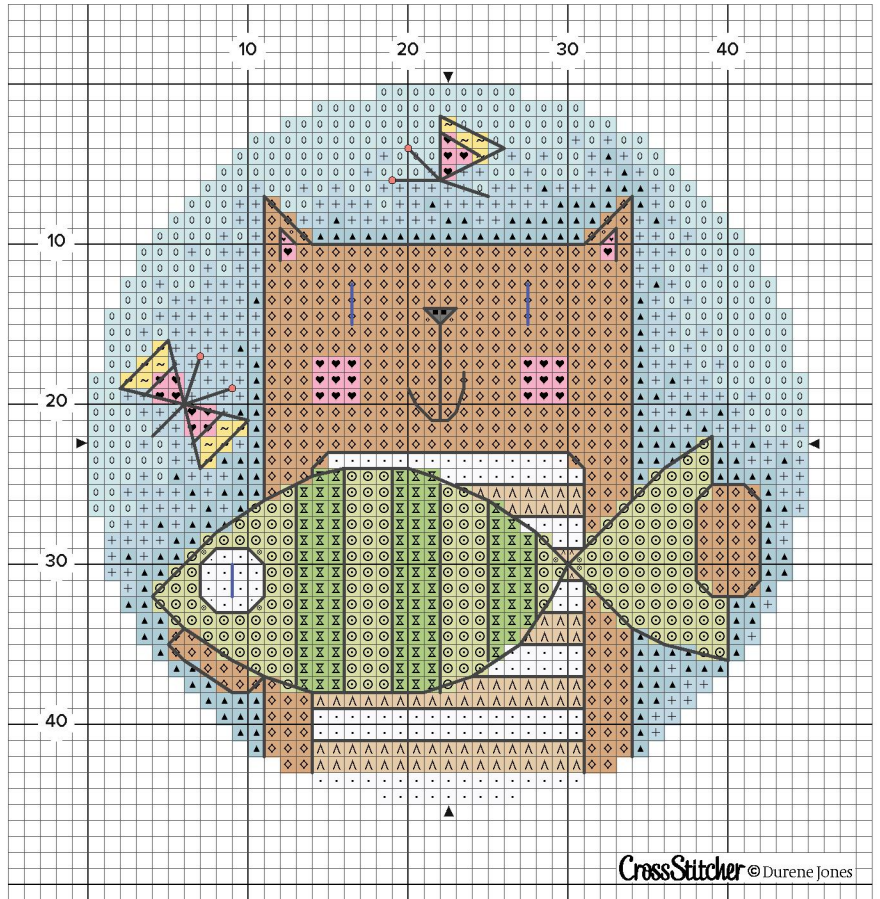
Stitch count: 45 high x 45 wide


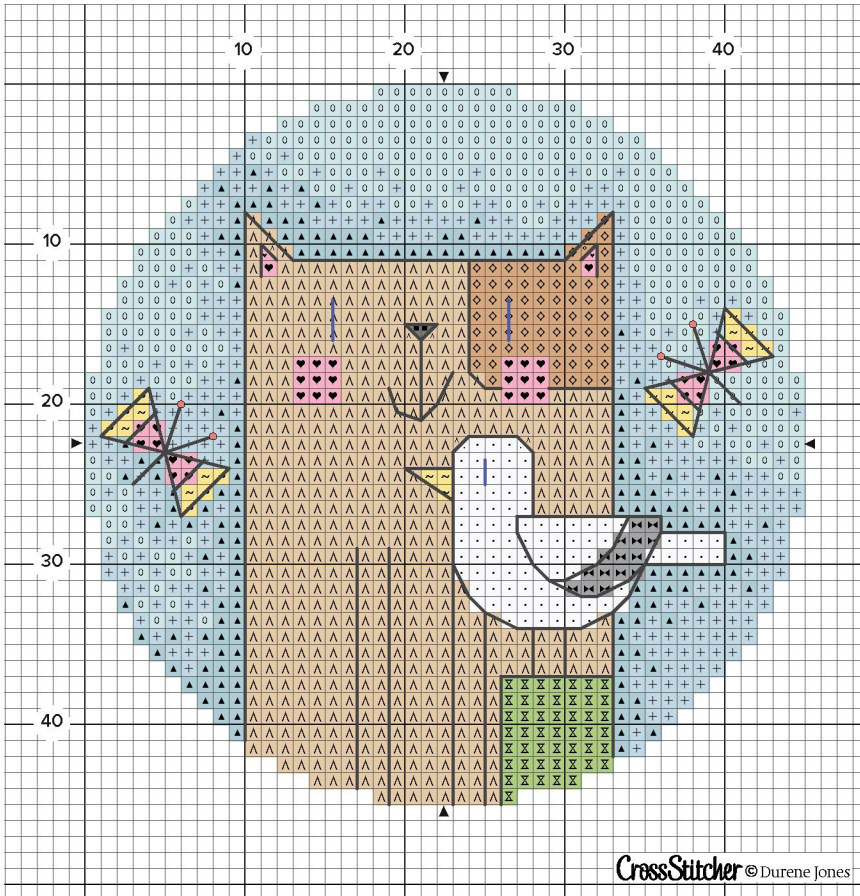
Design size: 8.5x8.5cm (3¼x3¼in)

Stitch time: 5 hours each

These designs were stitched on 28 count evenweave over two threads of fabric.

	DMC	Anchor	Madeira
Cross stitch in two strands			
	165	278	1414
	310	403	black
	349	013	212
	414	235	1801
	519	1038	1105
	604	055	614
	726	305	109
	738	361	2013
	747	158	1104
	907	255	1410
	976	1001	2302
	3761	928	1014
	B5200	001	white
Backstitch in three strands			
	310	403	black
			eyes
Backstitch in one strand			
	310	403	black
			outlines
French knots in one strand			
	310	403	black
			antennae





Make an... aperture card

Step 1

WORK all the cross stitch in two strands of stranded cotton, the backstitch in one strand, backstitch for the eyes in three strands, and the French knots in one strand.

Step 2

TRIM the stitched fabric to fit your card, with the design centrally placed behind the card's aperture.

Step 3

ATTACH double-sided tape to the inside of the card around the edge of the aperture.

Step 4

PLACE the stitching on the table right-side up, and then place the card on top, pressing down firmly on the tape.

Step 5

CHECK which flap will fold onto the back of the stitching, then add strips of double-sided tape and press firmly down to secure.

Don't want to make French knots for the butterfly antennae? Try using small beads, attached with black sewing thread

Materials

For each card

- Zweigart 28 count white Britney evenweave, ref: 3270/100; 18x18cm (7x7in)
- Stranded cotton as listed in the key
- Size 26 tapestry needle
- Card with a 9.5cm (3¾in) diameter aperture

For stockist details see page 86