

# ORIENTAL BIRDS KEY *Nilka*

	DMC	Anchor	Madeira	
<b>* Cross stitch in three strands</b>				
☪	151	74	0607	very light pink
☩	157	129	0907	very light blue
◇	164	203	1210	green
☪	316	90	0809	light plum
☩	326	59	0509	very dark pink
I	369	1043	1604	very light green
■	413	401	1714	very dark grey
e	436	1045	2011	brown
♡	604	55	0614	pink
☼	727	293	0110	yellow
9	794	136	0906	light blue
—	818	48	0502	powder
∖	950	4146	2309	flesh pink
◆	989	242	1401	dark green
*	3348	264	1409	light green
▽	3364	260	1604	green
x	3689	1094	0607	light pink
b	3727	1016	2610	light plum
♥	3802	896	0810	dark pink
\$	3805	62	0702	shocking pink
w	3806	55	0701	lt shocking pink
☾	3838	176	2702	dark blue
☾	3839	175	0902	blue
☼	3854	313	2307	light gold
<b>* Cross stitch in two strands of Gloriana Silk</b>				
■	Cobblestone			greys
☪	Winter Woods			browns
☩	Spanish Moss			greens

	DMC	Anchor	Madeira	
<b>* Half cross stitch in two strands</b>				
☪	164	203	1210	green
N	989	242	1401	dark green
<b>* Diagonal satin stitch in two strands Madeira</b>				
☆	Art 9809 No.12			metallic gold 33
<b>* Backstitch in one strand</b>				
—	413	401	1714	very dark grey <i>birds</i>
—	3346	268	1407	moss green <i>leaves</i>
—	3685	65	2608	cerise <i>bottom flowers</i>
—	3722	1027	0812	dark cerise <i>top flowers</i>
<b>* Backstitch in two strands</b>				
—	989	242	1401	dark green <i>stalks of faint leaves</i>
—	3346	268	1407	moss green <i>stalks</i>
<b>* Backstitch in two strands of Gloriana silk</b>				
—	Winter Woods			browns <i>branches</i>
<b>* STITCH COUNT</b> 223 high x 115 wide				
<b>* DESIGN AREA</b>				
25 HPI evenweave – 44.5 x 23cm (18 x 9in)				
14 HPI (28-count evenweave) – 40 x 20.5cm (16 x 8 <sup>1</sup> / <sub>2</sub> in)				
16 HPI – 35 x 18cm (14 x 7in)				
18 HPI – 31 x 16cm (12 <sup>1</sup> / <sub>2</sub> x 6 <sup>1</sup> / <sub>2</sub> in)				
This design was stitched using DMC stranded cotton and Gloriana Silk on 25-count white Lugana evenweave fabric over two threads of the fabric.				




## SUE PAGE'S DESIGNER'S SECRETS


### ORIENTAL GREETINGS

I have included the Chinese symbols for love and happiness in the top corner of the design, as I thought this would be a nice greeting for people to have in their homes. I stitched this using a grey shade rather than the black of calligraphy ink, as I thought this might look a little harsh in cross stitch. I like the subtle smokiness of this grey, and am very happy with the effect the symbols have achieved.

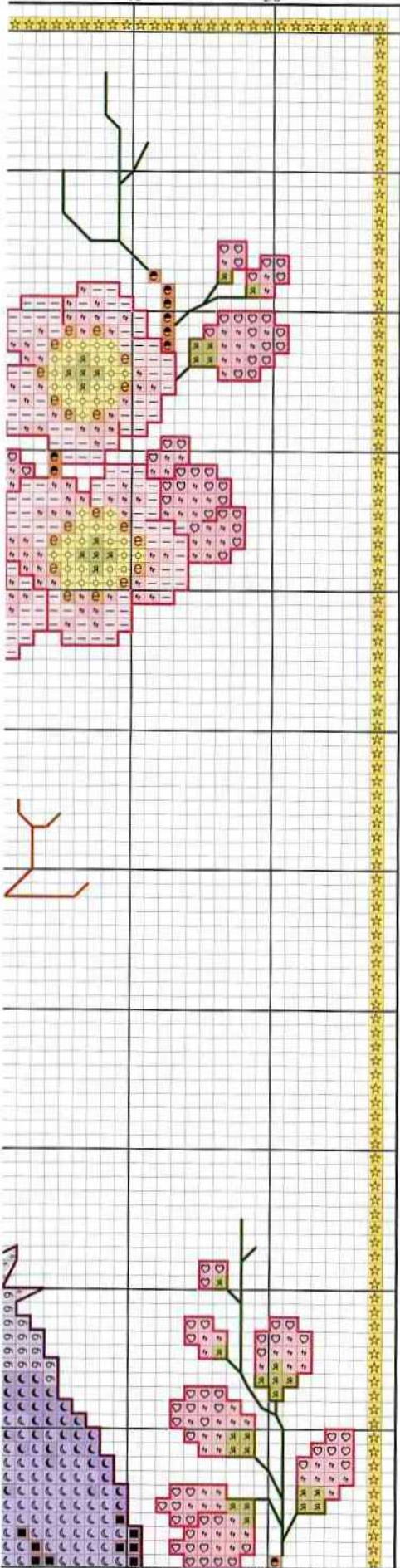
### DIMENSIONS OF INTEREST

I tried to create lots of different levels to the design by using a variety of stitches and a varying number of strands of thread in different areas of the design. I also used specialist threads. The main focuses of the design – the blossom and the birds – are worked in whole cross stitch in three strands. These should stand out more than the stems, which I worked in two strands. I then added another level with the half stitch leaves to add more depth to the design.

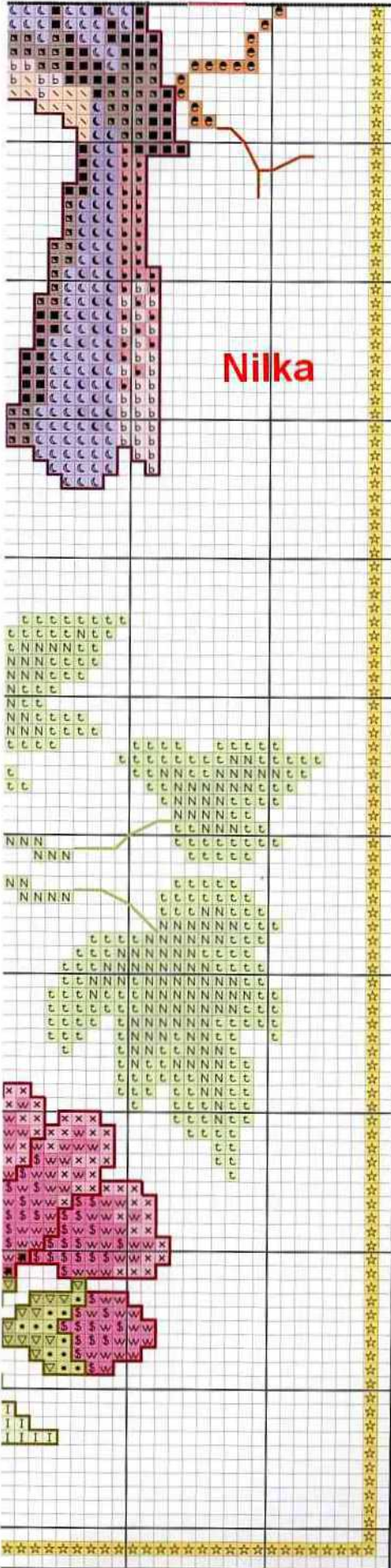




Bottom left



Top right



Bottom right