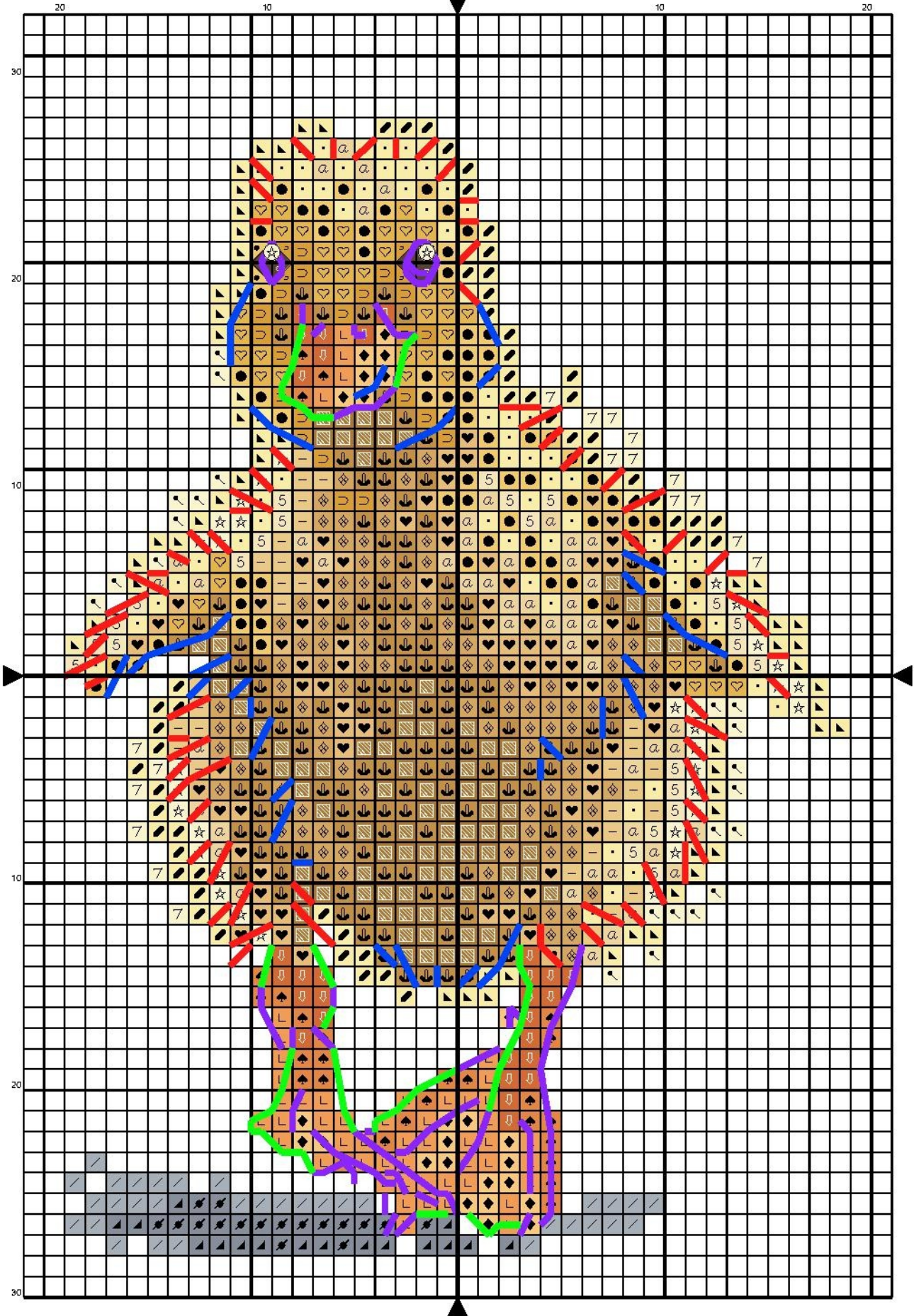
































The Twinkle Toes






Stitching Cover


















## Instructions and Symbol Key for Design «The Twinkle Toes» Design by Stitching Coven

**Fabric:** 14 count Aida / 28 count Evenweave  
**Stitches:** 40 x 60 **Size:** 2.93 x 4.29 inches or 7.26 x 10.89 cm  
**Colours:** DMC

Use 2 strands of thread for cross stitch x x x			
Sym	No.	Sym	No.
 	676	 <i>a</i>	677
 	680	 	729
 	746	 <i>ε</i>	839
 	3078	 <i>D</i>	3820
 	3821	 	3822
 	3853	 <i>L</i>	3854
 	3855	 	677 + 676
 	746 + 677	 	676 + 729
 	3853 + 3854		

Backstitch - - -		
Sym	Set strands	No.
	1	746
	1	839
	2	839
	1	3821
French Knots * * *		
	1	746

Half Cross Stitches / / /			
Sym	Set strands	No.	
 	2	318	
 	1	415	
 	1	746	
 	1	3078	
 	1	318	
Half Cross Stitches \ \ \			
 	1	746	
 	1	3078	



This chart has been designed and printed with our best intentions of being without mistakes. However, the possibility of human error, printing mistakes or the variation of individual stitching does exist, and we regret that we cannot be responsible for this.