
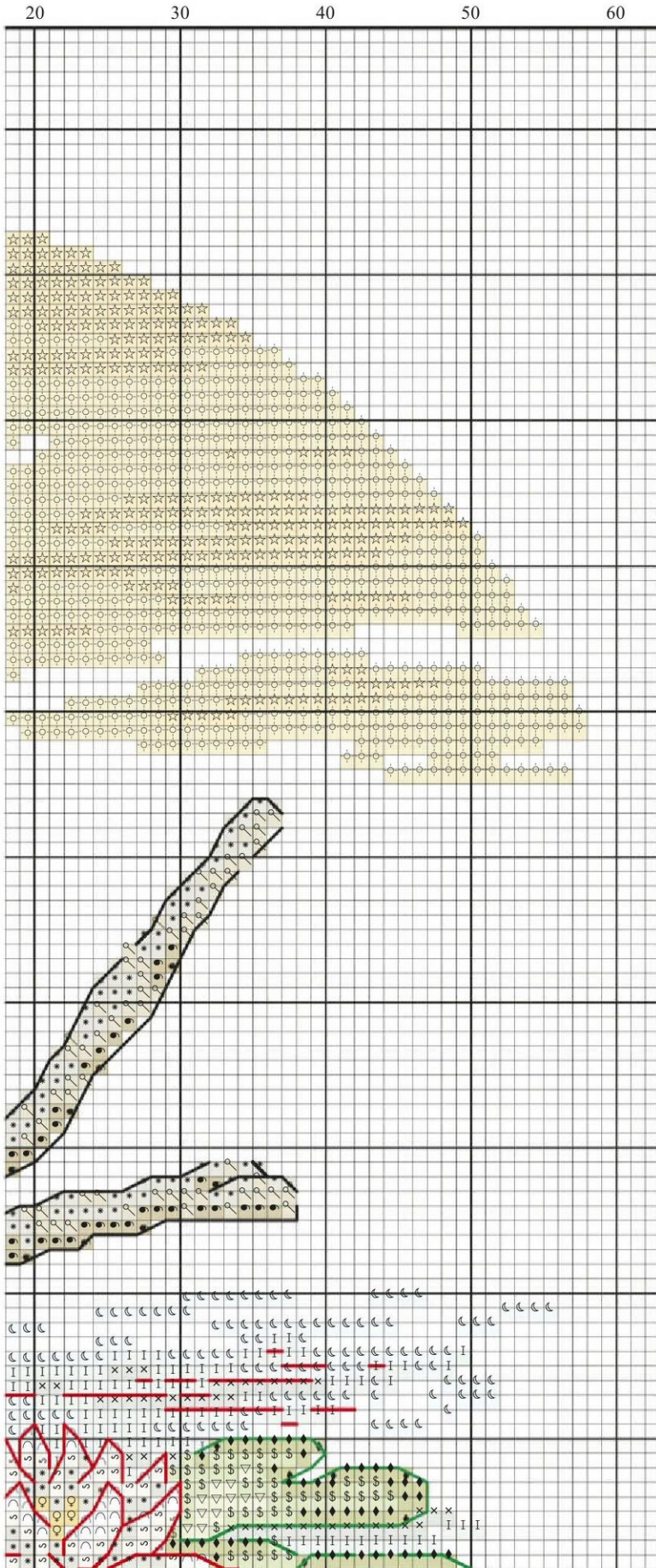


# Kingfisher hoop



Top left





Top right

### Kingfisher key

#### ✦ Cross stitch in two strands

	DMC	Anchor	Madeira	
∩	blanc	2	2402	white
∩	ecru	926	2404	cream
K	160	939	906	lavender blue
\$	164	240	1209	light green
■	310	403	2400	black
☞	413	236	1713	dark grey
J	414	235	1714	grey
▩	434	310	2009	brown
P	519	1038	1013	sea blue
●	640	393	1905	stone grey
♀	743	302	113	yellow
▽	772	259	1604	grass green
I	775	1031	1001	baby blue
■	791	178	904	cornflower blue
☾	797	139	913	royal blue
⊠	825	162	1011	marine blue
×	927	848	1708	petrol blue
★	976	1001	2010	ginger
♣	977	1002	2302	light ginger
♠	995	410	1102	electric blue
N	996	433	1103	light electric blue
*	3024	900	1814	light stone grey
☞	3032	903	2002	mocha brown
◆	3364	260	1603	green
☾	3756	1037	2504	light baby blue
t	3761	928	1014	sky blue
Q	3826	1048	2306	dark ginger
T	3846	1090	1105	bright turquoise

#### ✦ Half cross stitch in two strands

⊕	677	886	2207	sand
☆	3855	311	2513	apricot

#### ✦ Backstitch in one strand

—	B5200	1	2401	bright white
—	535	400	1809	smoke grey
—	939	152	1009	navy blue
—	3363	262	1602	dark green

#### ✦ Backstitch in one strand DMC Light Effects

—	E3852			dark gold
---	-------	--	--	-----------

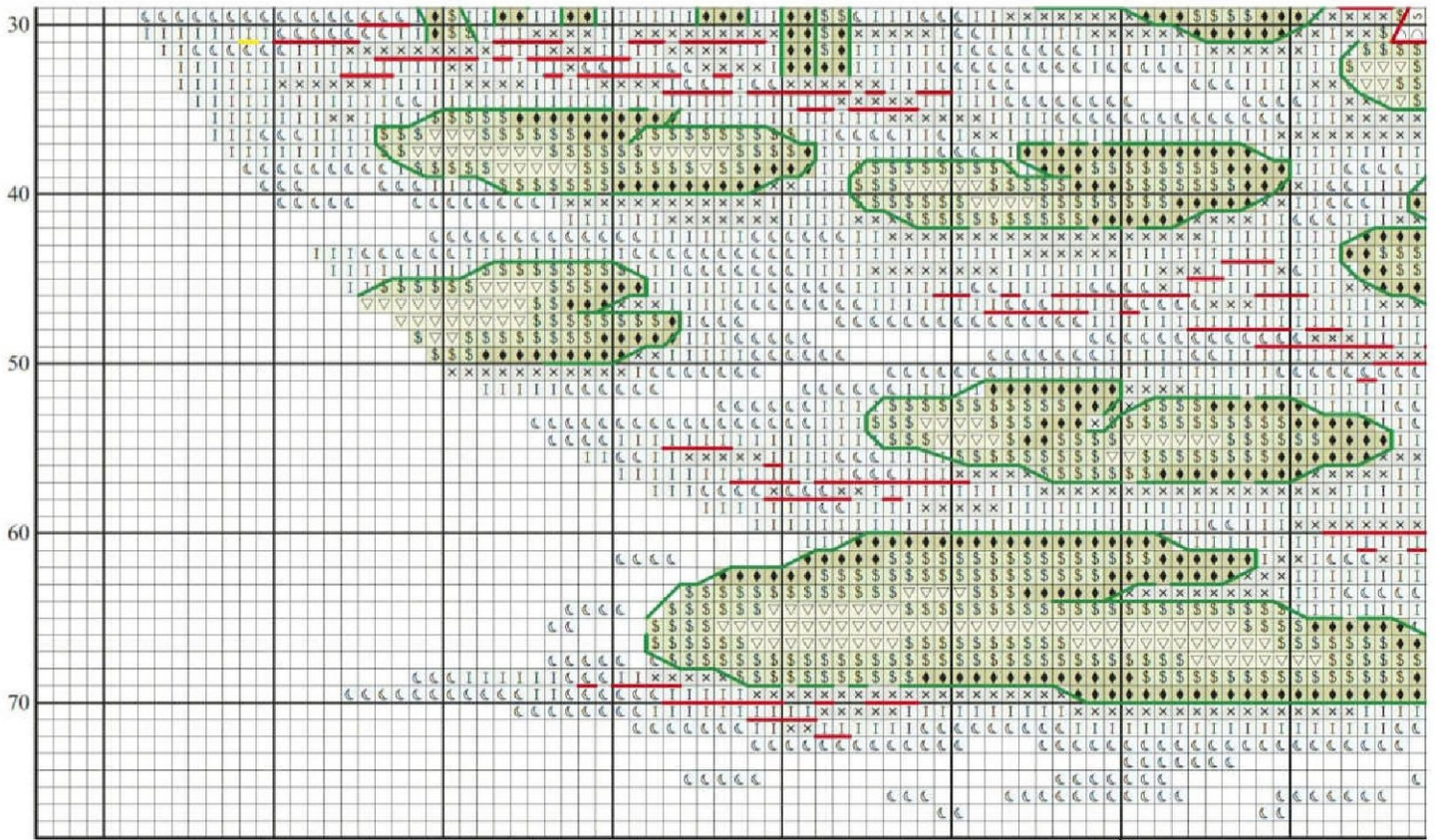
**STITCH COUNT** 153 high x 125 wide

**DESIGN AREA** 14 HPI (28-count evenweave) – 28x22.5cm (11x9in)

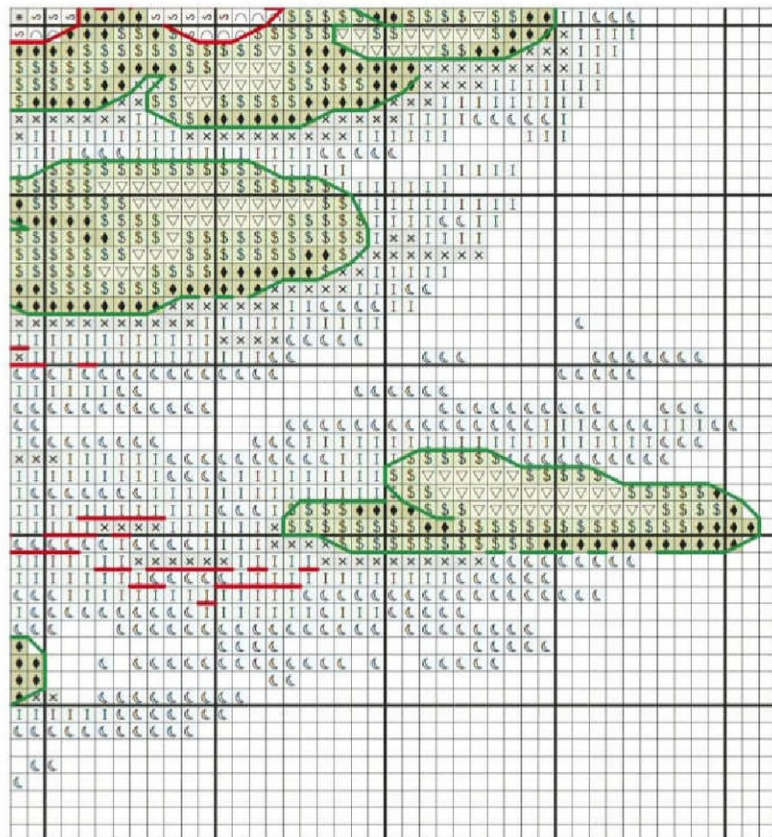
This design was stitched using DMC stranded cotton and DMC Light Effects on 28-count evenweave over two threads of the fabric

“As soon as I saw this design I couldn’t wait to start on it! The colours are magnificent and the hoop makes a perfect mount.”  
*Heather Nugent, Charting Assistant*





Bottom left



Bottom right



## Maria Diaz's Designer Secrets

### Light on water

I've used dark gold DMC Light Effects thread to add a delicate shimmer to the river's surface (and the waterlily!). It's just a subtle touch, but is enough to lend a sense of movement to the water and to complement the vibrant colours that make up the main focus of the piece.



### Stitching the blues

With so many shades of blue in the kingfisher's plumage it's vital to keep a close eye on the chart for colour changes! Try pre-loading several needles with the colours you need before you start stitching, too.