
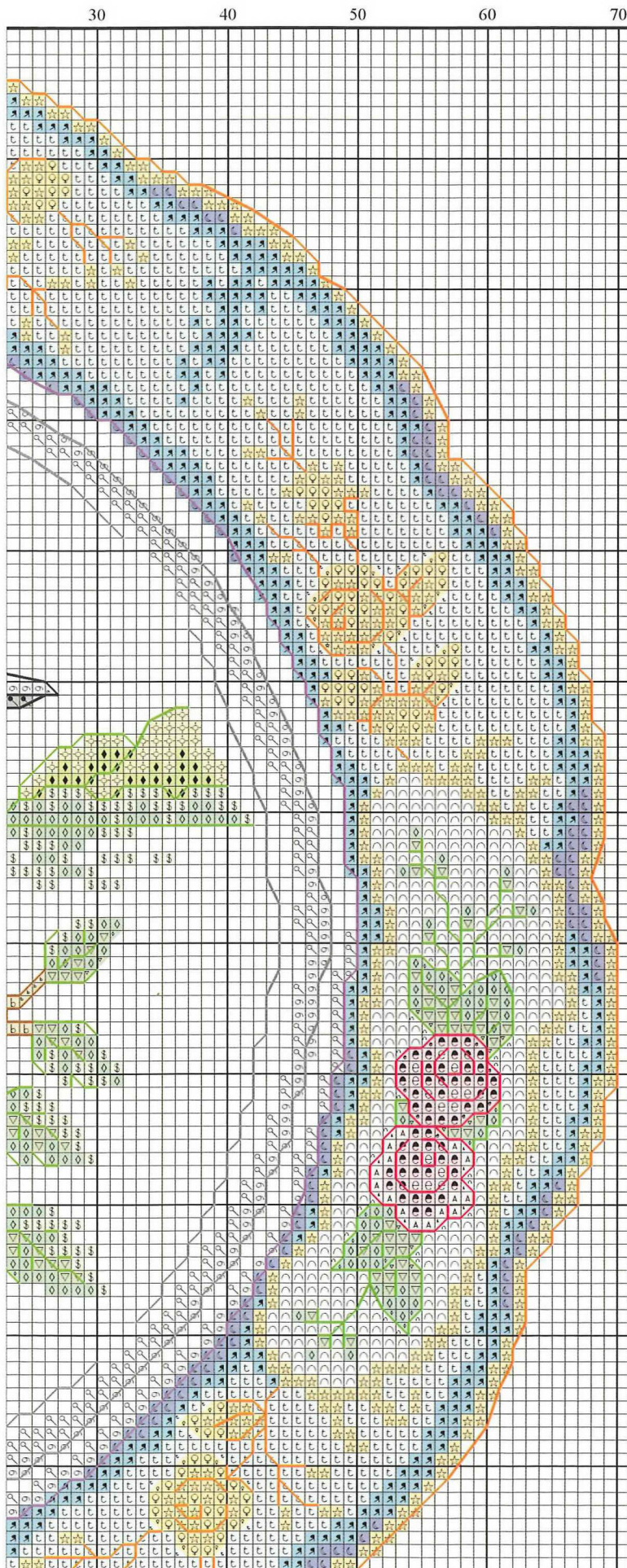


Collectable bird plate



Top left



Kingfisher key

	Anchor	DMC	Madeira	
* Cross stitch in two strands				
∩	2	blanc	2402	white
●	26	894	414	pink
◐	29	891	411	dark rose pink
A	73	963	607	light pink
☾	134	820	904	dark blue
◑	142	798	911	blue
▽	210	367	1206	dark green
▼	229	700	1304	jade green
⦿	234	168	1708	light grey
◆	238	703	1307	bright green
◇	241	954	1603	light green
◌	254	907	1301	lime green
♀	305	725	2509	yellow
●	314	741	202	orange
●	326	900	208	dark orange
g	399	318	1801	grey
⦿	400	317	1714	dark grey
■	403	310	2400	black
s	890	729	2209	sand
t	928	3761	1014	light turquoise
b	944	433	2007	tan
↖	1039	518	1003	dark turquoise
\$	1043	369	1604	light grass green

* Cross stitch in two strands DMC Light Effects

☆	E3821	gold
---	-------	------

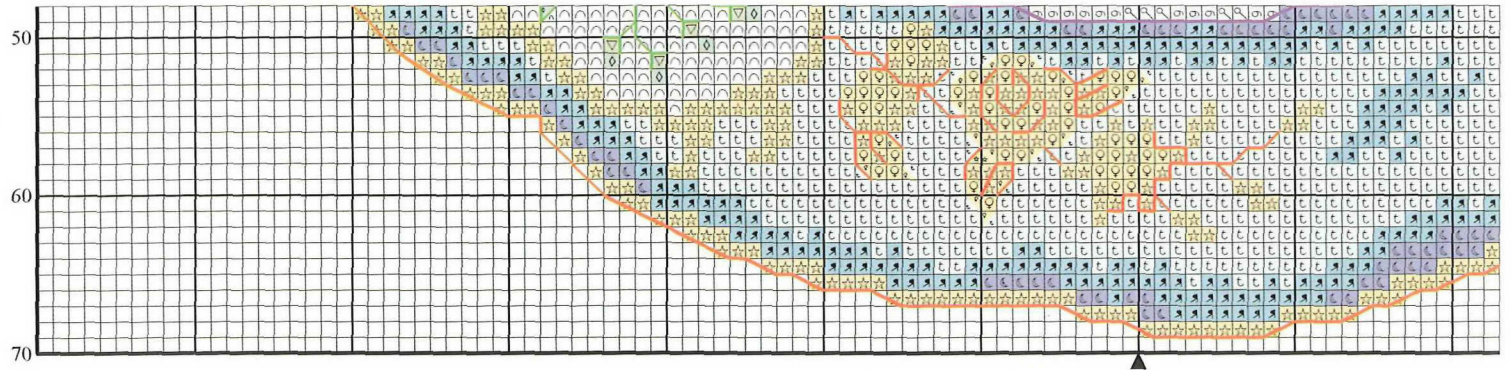
* Backstitch in one strand

—	134	820	904	dark blue <i>border edge</i>
—	218	319	1313	holly green <i>foliage</i>
—	234	168	1708	light grey <i>kingfisher's eye</i>
—	360	938	1913	dark brown <i>kingfisher</i>
—	400	317	1714	dark grey <i>border edge</i>
—	403	310	2400	black <i>kingfisher's beak</i>
—	944	433	2007	tan <i>border edge</i>
—	1005	498	513	red <i>border roses</i>

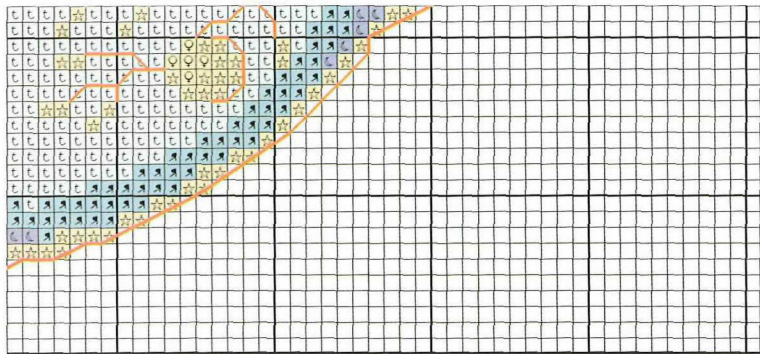
Stitch count 138 high x 138 wide

Design area 14 HPI (28-count evenweave) – 25 x 25cm (10 x 10in)
This design was stitched using Anchor stranded cotton and DMC Light Effects on 28-count evenweave over two threads of the fabric

“Kingfishers are beautiful, eye-catching birds, and perfect for kick-starting this super series.”
Susan Bates, designer



Bottom left



Bottom right

How to keep your stitching in shape

When stitching a circular design, it's important to keep the overall shape as even as possible, particularly if you want to present it in a circular mount. Secure your fabric in a frame and keep it taut as you stitch. Take care not to pull the threads too tightly, as the overall size and shape of the design could distort. If this does happen, don't use a circular mount around the design, but just a square frame. Then it won't be as noticeable.




stitch tip

When stitching with Light Effects thread, use shorter lengths than usual, to help prevent wear and tear



Start stitching the series

This splendid kingfisher is the first design in a series of four ornamental plates designed by Susan Bates and appearing in *Cross Stitch Gold* throughout 2010. With the same beautifully gilded surround, each one will feature a different bird and a hint of its natural habitat. Collect them all to make an heirloom set that can be cherished and handed down through the generations of your family.



There's a whole collection of birds in our design series, just waiting to be stitched