



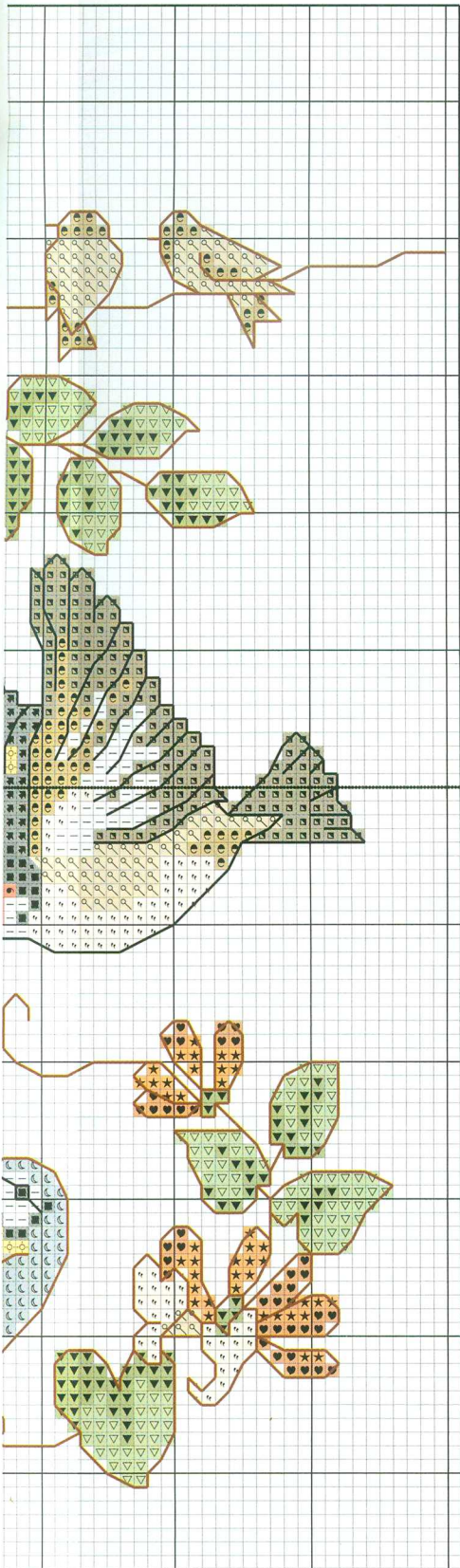
Mounting idea

Lesley has ingeniously designed most of the birds in front of the bird table so you can stitch them individually if you prefer. Stitch the blue tit hanging from the monkey nuts for a card, or a wren perching on leaves for a trinket pot top



Stitching tip

Evenweave fabric is softer than aida, giving your projects a smoother finish. It's also easier to work the fractionals as you're stitching over two threads, but as there are only a few you could stitch the bird table on aida if you prefer



Bird table

	DMC	Anchor	Madeira
Cross stitch in two strands			
—	blanc	2	2402
fr	ecru	926	2404
151	74	0607	
225	271	0814	
310	403	2400	
311	164	1006	
613	831	2109	
640	832	2107	
722	323	0307	
728	306	2509	
734	279	1610	
744	301	0112	
760	1023	0813	
782	308	2212	
801	359	2007	
813	161	0910	
830	277	2114	
832	907	2202	
921	1004	2306	
987	244	1403	
989	242	1401	
3328	1024	0406	
3348	264	1409	
3787	1041	1811	
3799	401	1713	

Backstitch in one strand

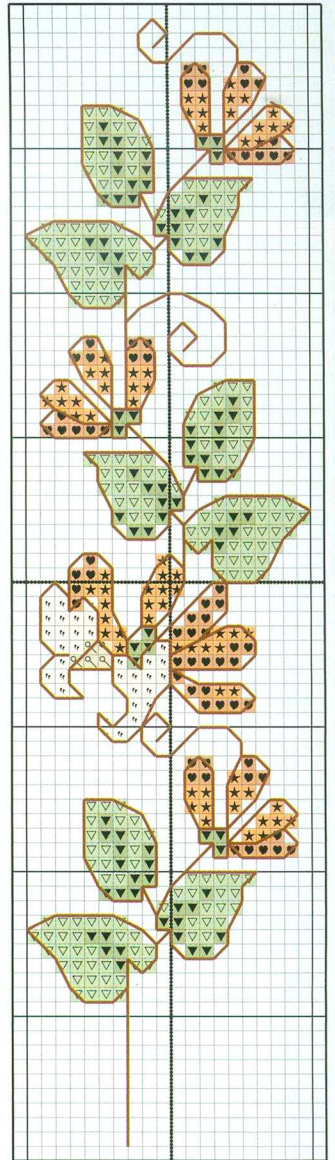

—	310	403	2400
—	801	359	2007

Contains fractional stitches

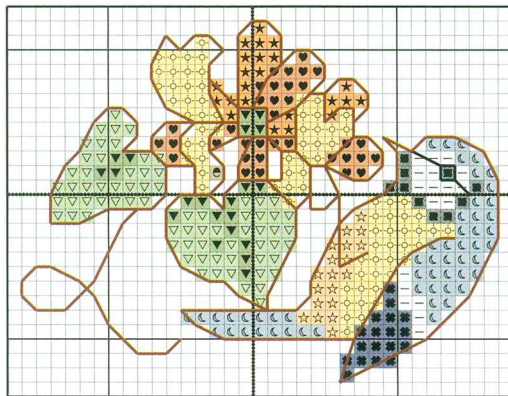
Stitch count – main picture
112 high x 140 wide
Design area on 14-count fabric
20x25cm (8x10in)

Stitch count – bird
25 high x 33 wide
Design area on 14-count fabric
5x6cm (1³/₄x2¹/₂in)

Stitch count – branch
78 high x 20 wide
Design area on 14-count fabric
14x4cm (5¹/₂x1¹/₂in)



want to
subscribe?
turn to
p28



Coming soon to
crazy



Look out for our cute birth sampler in Issue 62, on sale 15th June! It'll look so sweet hanging on the nursery wall and is perfect for baby girls or boys!