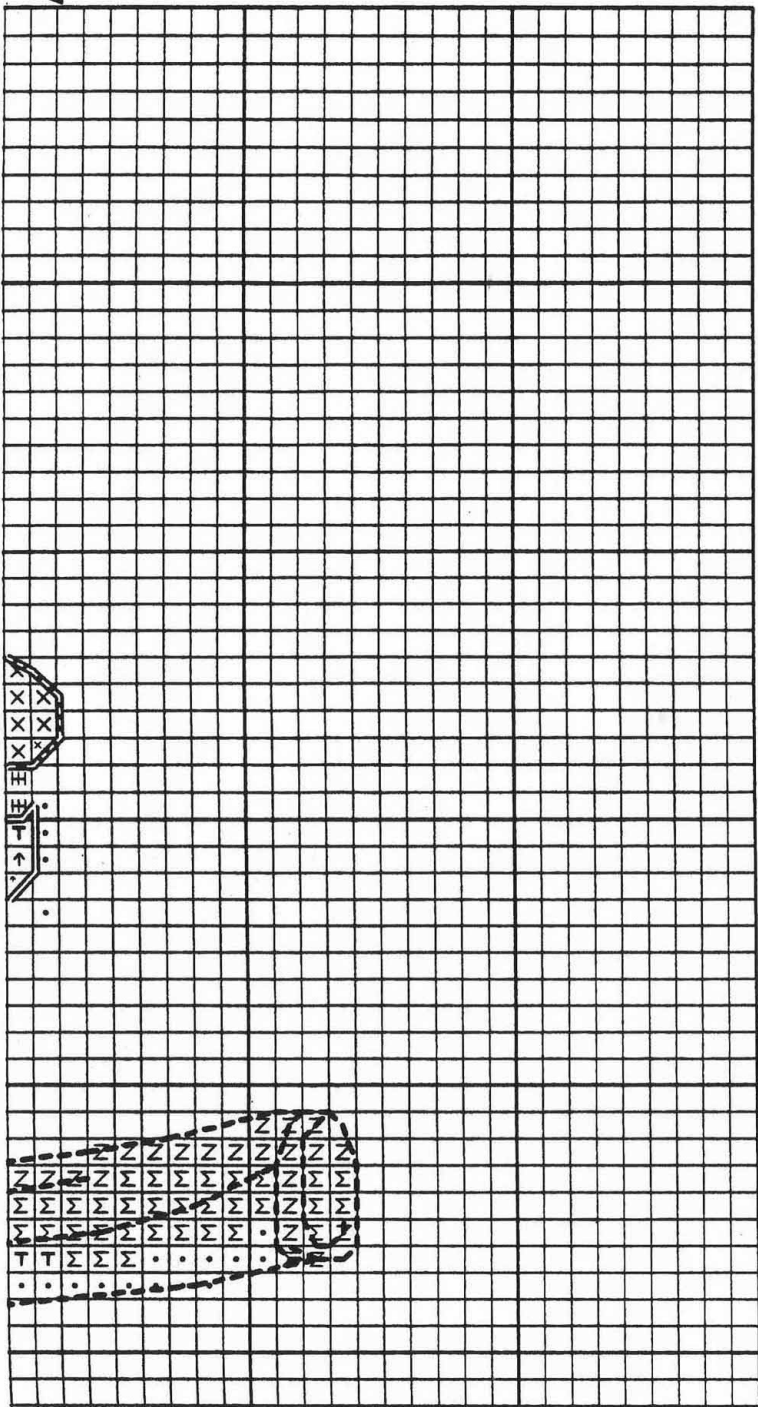
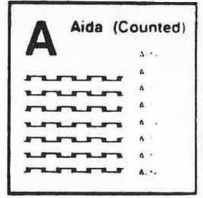
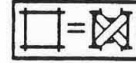



















(A)





Please read **all** instructions  
before commencing stitching.




 **CROSS STITCH**  use 2 strands

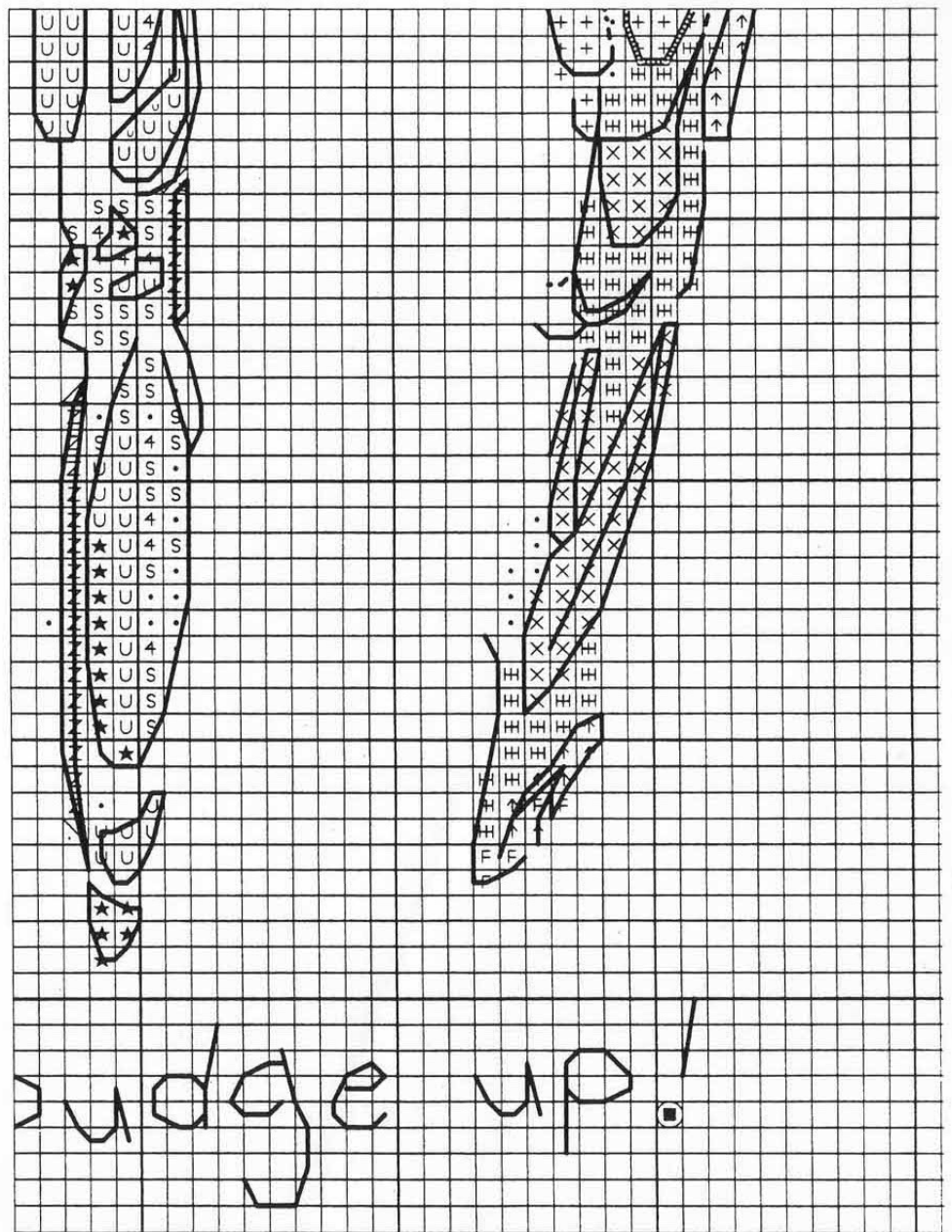
SYMBOL	SHADE	MTRS	SYMBOL	SHADE	MTRS
	1	4		398	2
	128	2		399	2
	129	2		1043	2
	145	2		1047	2
	146	2		1048	2
	185	2		1070	2
	236	5		1074	2
	240	2		1092	2
	397	2			

 **BACKSTITCH**  use 1 strand

SYMBOL	SHADE	MTRS
	1	
		146





**IMPORTANT**  
THE CHART SECTIONS FIT TOGETHER.  
PLEASE IGNORE THE GAPS WHEN STITCHING



Wedge up!  
CENTRE OF DESIGN

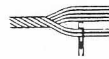
(B)

# JR06(A) BUDGE UP



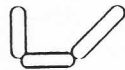


# CROSS STITCH

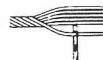


use 2 strands

	SHADE	MTRS		SHADE	MTRS
	1	4		398	2
	128	2		399	2
	129	2		1043	2
	145	2		1047	2
	146	2		1048	2
	185	2		1070	2
	236	5		1074	2
	240	2		1092	2
	397	2			



# BACKSTITCH




use 1 strand

	SHADE	MTRS
	1	
	146	
	236	
	242	1
	398	
	399	
	1070	
	1074	



# FRENCH KNOT



use 2 strands and wrap around the needle twice

SHADE

	236
--	-----