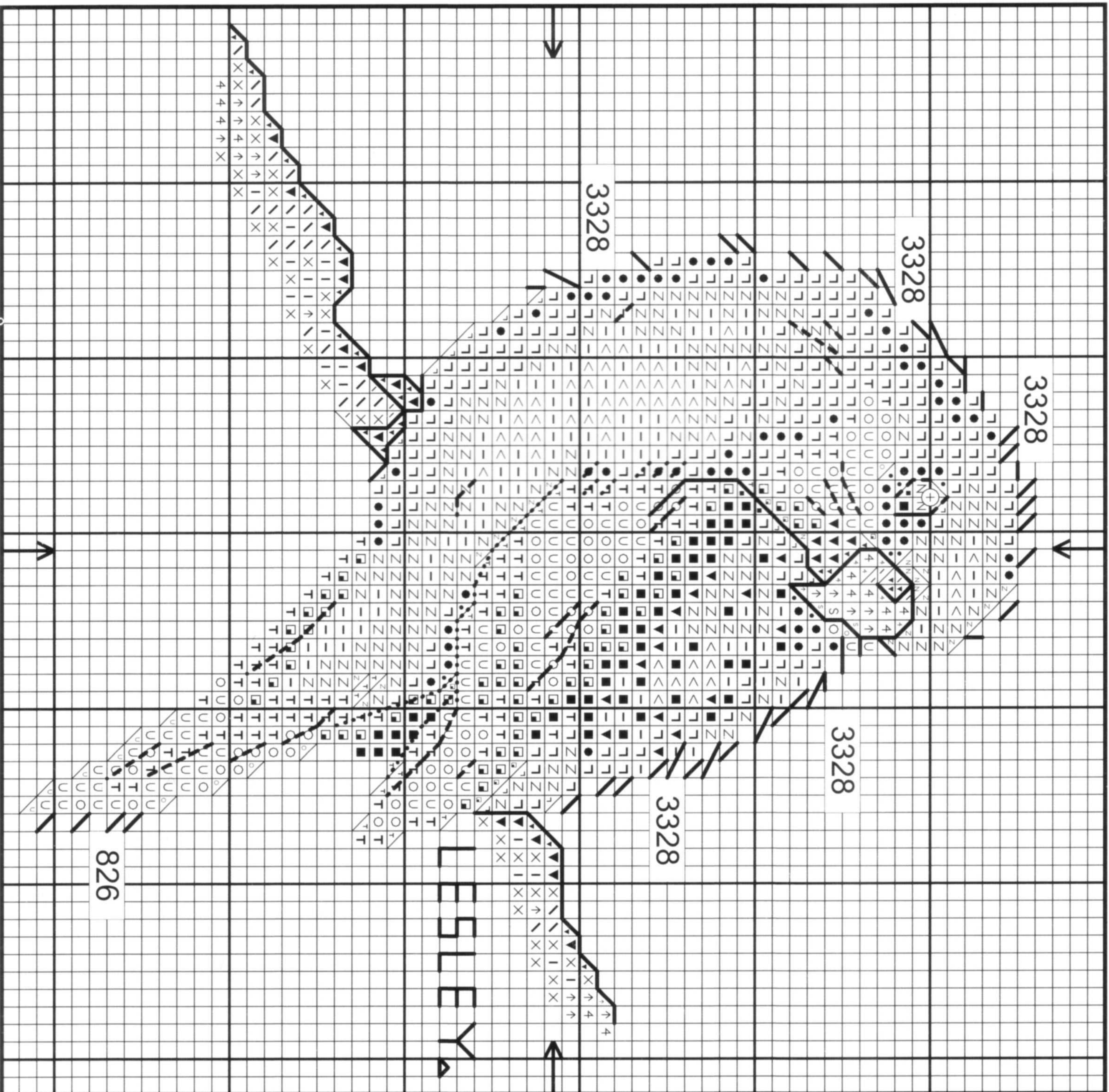


Crimson Rosella 582113



DMC Colour Key

- | | | |
|-------|------|-------------------|
| 1. ■ | 310 | Black |
| 2. N | 317 | Pewter Grey |
| 3. - | 351 | Coral |
| 4. | 435 | Tan |
| 5. ↑ | 437 | Tan Lt |
| 6. ↓ | 739 | Tan Vy Lt |
| 7. < | 760 | Salmon |
| 8. ● | 777 | Raspberry Vy Dk |
| 9. U | 813 | Blue Lt |
| 10. □ | 824 | Blue Vy Dk |
| 11. T | 825 | Blue Dk |
| 12. O | 826 | Blue |
| 13. / | 839 | Beige Brown Dk |
| 14. X | 840 | Beige Brown |
| 15. S | 841 | Beige Brown Lt |
| 16. Z | 3328 | Salmon Dk |
| 17. ▼ | 3799 | Pewter Grey Vy Dk |
| 18. 7 | 3831 | Raspberry Dk |

Backstitch


- | | | |
|--|------|---|
| | 3865 | Rosella's feathers and eye |
| | 310 | Branch, Rosella's beak and top of it's wing |
| | 317 | Rosella's wing |
| | 826 | The end of Rosella's tail |
| | 840 | Signature |
| | 3328 | Rosella's feathers |

French Knot

- | | | |
|--|------|---------------|
| | 3865 | Rosella's eye |
|--|------|---------------|

Stitch Instructions

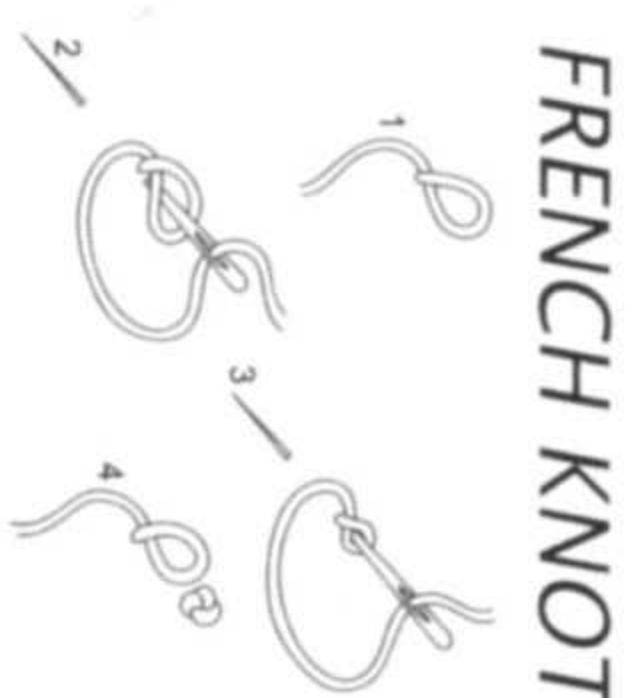
1. Place your design by finding the arrows on your chart. Then fold your fabric in quarters and mark fold with a clean pin. Begin stitching at this point. Each square on the chart represents a cross stitch.
 2. To begin and end a thread, do not knot your thread. Begin stitching by coming up through the fabric and leaving a tail of 2cm long on the backstitch over the tail on the back with your first few stitches. To end the thread, run the needle under a few stitches on the back and clip ends closely to keep back of work neat.
- To avoid distorting your fabric, use a "stick and stab" method. This is pulling your needle and thread straight up through the fabric, and then pushing your needle and thread straight down through the fabric, maintaining an even tension.
- Do not carry more than 2cm across the back of your piece when stitching from one area to another. Work all backstitching last.



CROSS STITCH

THREE QUARTER STITCH

- three quarter stitch as shown on graph with fine line
- three quarter stitch as worked on fabric



FRENCH KNOT

BACKSTITCH

