



## Instructions and Symbol Key for Design "Снегирьки"







---

**Fabric:** 14 count





**Stitches:** 60 x 50                      **Size:** 4.29 x 3.57 inches or 10.89 x 9.07 cm

**Colours:** DMC

Use **2** strands of thread for cross stitch

<u>Sym</u>	<u>No.</u>	<u>Colour Name</u>	<u>Sym</u>	<u>No.</u>	<u>Colour Name</u>
	321	Xmas red		666	Xmas red - bright
	3706	Melon - med		152	Dark Flesh
	761	Salmon - lt		225	Shell pink - ultra v lt
	B5200	B5200 Bright White		939	Navy blue - vy dk
	Bright White				
	160	Medium Petrol Blue		159	Light Petrol Blue

Use **1** strands of thread for backstitch

	DMC B5200 Bright White	B5200 Bright White
	DMC 939	Navy blue - vy dk
	DMC 159	Light Petrol Blue
	DMC 415	Pearl grey

This chart has been designed and printed with our best intentions of being without mistakes. However, the possibility of human error, printing mistakes or the variation of individual stitching does exist, and we regret that we cannot be responsible for this.

Produced using Cross Stitch Profesional for Windows [www.dpssoftware.co.uk](http://www.dpssoftware.co.uk)  
Copyright © Beatrice 2010 All rights reserved.