



50 40 30 20 10 10



top left



Top right

Loved you yesterday key

	DMC	Ancher	Madelra	
Cross stitch in two strands				
⊔	157	120	907	very light blue
■	312	979	1005	dark blue
⊔	322	131	1004	blue
⊔	794	136	906	light blue
★	930	1035	1712	dark delft blue
P	932	1033	1710	delft blue
●	939	152	1009	very dark blue
■	976	1001	2010	dark ginger
N	977	1002	2302	ginger
⊔	996	433	1103	electric blue
J	3747	120	901	light violet blue
Cross stitch in one strand				
x	157	120	907	very light blue
⬇	322	131	1004	blue
☆	3747	120	901	light violet blue
Backstitch in one strand				
—	939	152	1009	very dark blue of backstitch
French knots in one strand				
○	B5200	1	2401	white of french knot

Stitch count 152 high x 118 wide

Design area 14 HPI (28-count evenweave) – 27.5 x 21.5cm (10 7/8 x 8 1/2in)


This design was stitched using DMC stranded cotton on 28-count evenweave over two threads of the fabric

How to work cross stitch in one strand


Most stitchers will be used to working cross stitch in two strands of thread. Stitching with one strand is essentially the same stitch, but as the thickness of thread is halved, you

get a softer finish, and not quite such solid coverage of the background fabric. This means you cannot count on thread tails at the back of your work being hidden by the stitched area of the design. Because of this, it is especially important that you do not carry threads across the back of your stitching in this project.





Bottom left



Bottom right