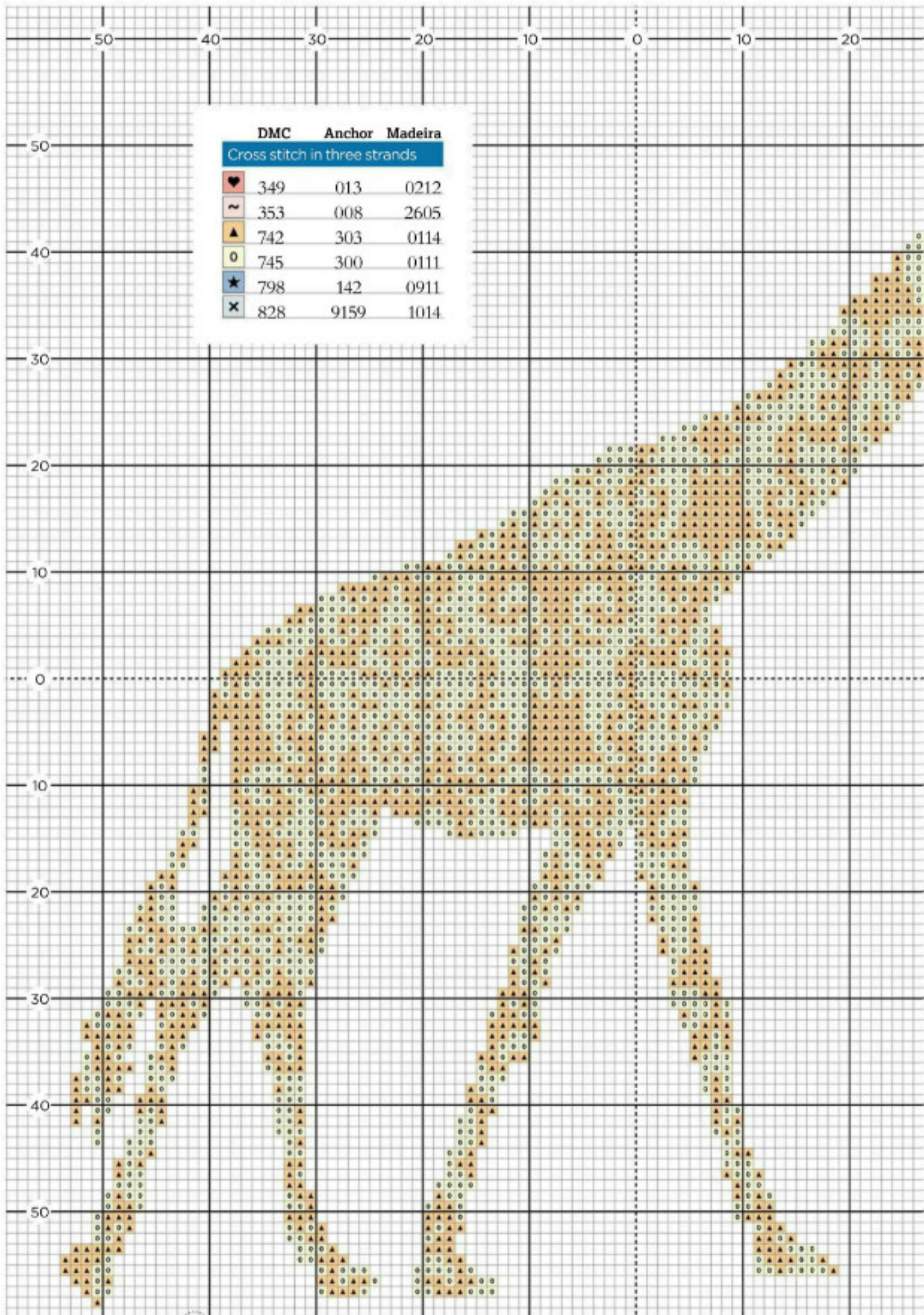



We've stitched our designs in three strands of thread instead of the usual two in order to create an extra-vibrant finish.

ANIMAL MAGIC



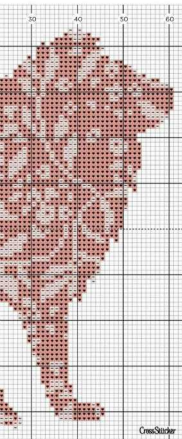


*There are only two colours in each design,
so it's easy to swap them out for
your favourite shades*

Materials

- 28 count white evenweave, 45x45cm piece for each
- White painted frames

For stockist details see page 92




Creating a kid's room that's colourful and fun while still being tasteful can be a tricky endeavour. We've taken inspiration from animal silhouette wall stickers spotted on the high street and created these bright and bold patterns that both you and junior are sure to love. Try playing around with their positioning – you could follow a current trend and cluster them together, or dot them around different parts of the room to create points of interest. We think they're the perfect addition to any playroom!

DMC Anchor Madeira
Cross stitch in three strands

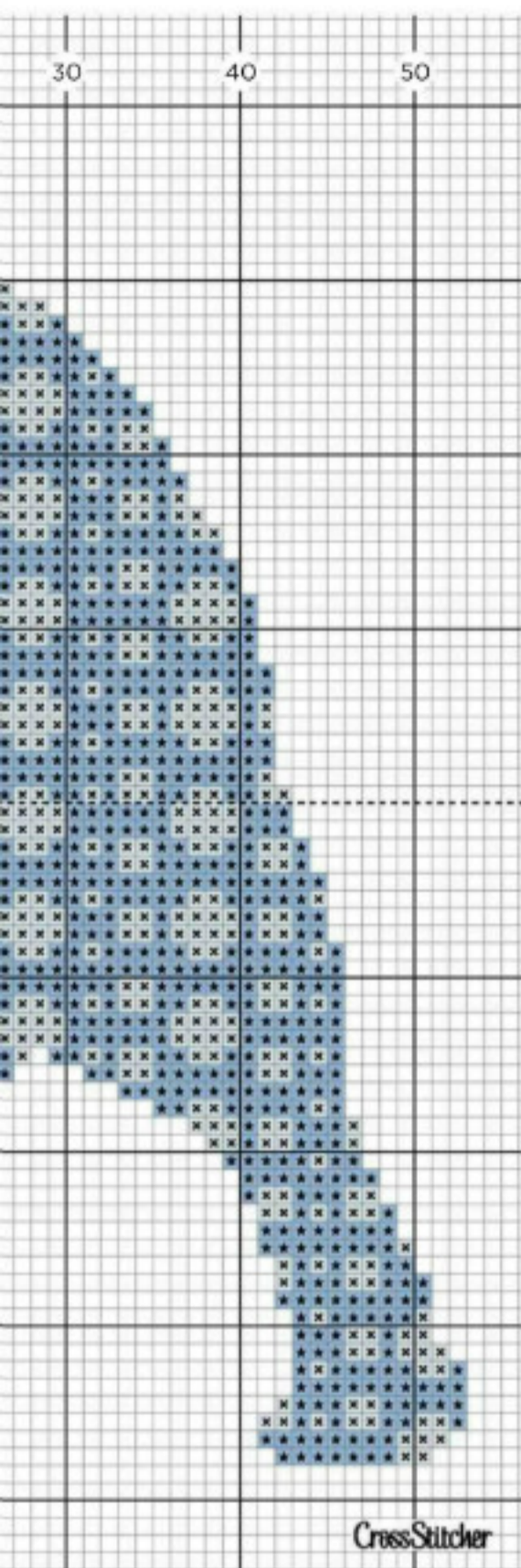
♥	349	013	0212
~	353	008	2605
▲	742	303	0114
○	745	300	0111
★	798	142	0911
×	828	9159	1014

ANIMAL MAGIC



	DMC	Anchor	Madeira
Cross stitch in three strands			
♥	349	013	0212
~	353	008	2605
▲	742	303	0114
○	745	300	0111
★	798	142	0911
✕	828	9159	1014

Why not personalise your stitching with a name? Turn to page 91 to find two alphabet charts to choose from



TANGLED THREADS
 To limit knots, pull each strand individually from your cut length then regroup and thread your needle. If you notice your thread beginning to tangle, simply hold up your piece of stitching and allow the needle and thread to dangle and untwist naturally.